



SUSANA A. MENDOZA
ILLINOIS STATE COMPTROLLER

CERTIFICATION OF 3/5 MAJORITY VOTE FORM

Name of Government: LIBERTYVILLE TOWNSHIP

Unit Code Number: 0 4 9 / 1 0 0 / 0 1

Pursuant to 50 ILCS 310/3, I, ANNE HANSEN, the official record keeper
of LIBERTYVILLE TOWNSHIP government,

certify that a copy of the FY 2020 Annual Financial Report containing information required by the
Comptroller, has been provided to each member of the governmental unit's board of elected officials,
presented either in person or by a live phone or web connection during a public meeting, and was approved
by a 3/5 majority vote.

Anne Hansen
Official Record Keeper Signature

CLERK


Title

10/8/2020

Date

847-816-6800

Phone



(affix government or notary seal/stamp here)

Amy L. Mueller
Notary Signature

ALL FIELDS MUST BE PROPERLY COMPLETED TO BE AN APPROVED DOCUMENT



44 N. Walkup Ave.
Crystal Lake, IL 60014
T: 815-459-0700
GRA-CPA.COM

Accounting • Auditing • Consulting

Libertyville Township, Illinois

Annual Financial Report
For the Year Ended February 29, 2020

LIBERTYVILLE TOWNSHIP, ILLINOIS

CONTENTS

Year Ended February 29, 2020

	<u>Pages</u>
Independent Auditor's Report	1-3
Required Supplementary Information: Management's Discussion and Analysis - Unaudited	4-13
Basic Financial Statements	
Government-wide Statement of Net Position	14
Government-wide Statement of Activities and Changes in Net Position	15
Governmental Fund Types - Balance Sheet	16
Reconciliation of the Governmental Funds Balance Sheet to the Statement of Net Position	17
Governmental Fund Types - Statement of Revenues, Expenditures and Changes in Fund Balances	18
Reconciliation of the Governmental Funds to the Statement of Activities	19
Fiduciary Fund - Statement of Net Position	20
Notes to the Basic Financial Statements	21-38
Required Supplementary Information:	
General Fund – Schedule of Revenues, Expenditures and Change in Fund Balance – Budget and Actual	39-41
Road & Bridge Fund - Schedule of Revenues, Expenditures and Change in Fund Balance – Budget and Actual	42-43
General Assistance Fund - Schedule of Revenues, Expenditures and Change in Fund Balance – Budget and Actual	44

LIBERTYVILLE TOWNSHIP, ILLINOIS

CONTENTS

Year Ended February 29, 2020

	<u>Pages</u>
Open Space Fund - Schedule of Revenues, Expenditures and Change in Fund Balance – Budget and Actual	45
Capital Projects Fund - Schedule of Revenues, Expenditures and Change in Fund Balance – Budget and Actual	46
Multi-year Schedule of Changes in Net Pension Liability and Related Ratios	47
Multi-year Schedule of Pension Contributions	48
Notes to Required Supplementary Information	49-50
Other Supplementary Information:	
Non-Major Governmental Funds:	
Combining Balance Sheet – Non-Major Special Revenue Funds	51
Combining Schedule of Revenues, Expenditures and Changes in Fund Balance – Non-Major Special Revenue Funds	52
Town IMRF Fund – Schedule of Revenues, Expenditures and Change in Fund Balance – Budget and Actual	53
Town Social Security Fund - Schedule of Revenues, Expenditures and Change in Fund Balance – Budget and Actual	54
Town Insurance Fund - Schedule of Revenues, Expenditures and Change in Fund Balance – Budget and Actual	55
Road IMRF Fund - Schedule of Revenues, Expenditures and Change in Fund Balance – Budget and Actual	56
Road Social Security Fund – Schedule of Revenues, Expenditures And Change in Fund Balance – Budget and Actual	57
Road Insurance Fund - Schedule of Revenues, Expenditures and Change in Fund Balance – Budget and Actual	58

LIBERTYVILLE TOWNSHIP, ILLINOIS

CONTENTS

Year Ended February 29, 2020

	<u>Pages</u>
Road & Bridge Repairs Fund - Schedule of Revenues, Expenditures and Change in Fund Balance – Budget and Actual	59



44 N. Walkup Ave.
Crystal Lake, IL 60014
T: 815-459-0700
GRA-CPA.com

INDEPENDENT AUDITOR'S REPORT

To the Township Supervisor and
the Members of the Libertyville Township Board
Libertyville, Illinois

Report on the Financial Statements

We have audited the accompanying financial statements of the governmental activities, each major fund, and the aggregate remaining fund information of Libertyville Township, Illinois as of and for the year ended February 29, 2020, which collectively comprise the Township's basic financial statements as listed in the accompanying table of contents.

Management's Responsibility for the Financial Statements

Management is responsible for the preparation and fair presentation of these financial statements in accordance with accounting principles generally accepted in the United States of America; this includes the design, implementation, and maintenance of internal control relevant to the preparation and fair presentation of financial statements that are free from material misstatement, whether due to fraud or error.

Auditor's Responsibility

Our responsibility is to express opinions on these financial statements based on our audit. We conducted our audit in accordance with auditing standards generally accepted in the United States of America. Those standards require that we plan and perform the audit to obtain reasonable assurance about whether the financial statements are free of material misstatement.

An audit involves performing procedures to obtain audit evidence about the amounts and disclosures in the financial statements. The procedures selected depend on the auditor's judgment, including the assessment of the risks of material misstatement of the financial statements, whether due to fraud or error. In making those risk assessments, the auditor considers internal control relevant to the entity's preparation and fair presentation of the financial

statements in order to design audit procedures that are appropriate in the circumstances, but not for the purpose of expressing an opinion on the effectiveness of the entity's internal control. Accordingly, we express no such opinion. An audit also includes evaluating the appropriateness of accounting policies used and the reasonableness of significant accounting estimates made by management, as well as evaluating the overall financial statement presentation of the financial statements.

We believe that the audit evidence we have obtained is sufficient and appropriate to provide a basis for our audit opinions.

Opinions

In our opinion, the financial statements referred to above present fairly, in all material respects, the respective financial position of the governmental activities, each major fund, and the aggregate remaining fund information of Libertyville Township, Illinois as of February 29, 2020, and the respective changes in financial position and, where applicable, cash flows thereof for the year then ended in conformity with accounting principles generally accepted in the United States of America.

Other Matters

Required Supplementary Information

Accounting principles generally accepted in the United States of America require that the Management's Discussion and Analysis, Schedule of the Employer's Net Pension Liability and Related Ratios, Schedule of Employer Contribution, and budgetary comparison information on pages 4 through 13 and 39 through 50 be presented to supplement the basic financial statements. Such information, although not part of the basic financial statements, is required by the Governmental Accounting Standards Board, who considers it to be an essential part of financial reporting for placing the basic financial statements in an appropriate operational, economic, or historical context. We have applied certain limited procedures to the required supplementary information in accordance with auditing standards generally accepted in the United States of America, which consisted of inquiries of management regarding the methods of preparing the information and comparing the information for consistency with management's responses to our inquiries, the basic financial statements, and other knowledge we obtained during our audit of the basic financial statements. We do not express an opinion or provide any assurance on the information because the limited procedures do not provide us with sufficient evidence to express an opinion or provide any assurance.

Other Supplementary Information

Accounting principles generally accepted in the United States of America require that the management's discussion and analysis and other required supplementary information be presented to supplement the basic financial statements. Such information, although not a part of the basic financial statements, is required by the Governmental Accounting Standards

Board, who considers it to be an essential part of financial reporting for placing the basic financial statements in an appropriate operational, economic, or historical context. We have applied certain limited procedures to the required supplementary information in accordance with auditing standards generally accepted in the United States of America, which consisted of inquiries of management about the methods of preparing the information and comparing the information for consistency with management's responses to our inquiries, the basic financial statements, and other knowledge we obtained during our audit of the basic financial statements. We do not express an opinion or provide any assurance on the information because the limited procedures do not provide us with sufficient evidence to express an opinion or provide any assurance.

Other Information

Our audit was conducted for the purposes of forming opinions on the financial statements that collectively comprise Libertyville Township, Illinois' financial statements as a whole. The individual fund financial statements and schedules and other information listed as schedules and other supplementary information in the accompanying table of contents, are presented for purposes of additional analysis and are not a required part of the financial statements. The individual fund financial statements and schedules and other information listed as schedules and other supplementary information in the accompanying table of contents are the responsibility of management and were derived from and relate directly to the underlying accounting and other records used to prepare the financial statements. The information has been subjected to the auditing procedures applied in the audit of the financial statements and certain additional procedures in accordance with auditing standards generally accepted in the United States of America. In our opinion the information is fairly stated in all material respects in relation to the financial statements as a whole.

George Roach & Associates, P.C.

George Roach & Associates, P.C.
Crystal Lake, Illinois
June 22, 2020

REQUIRED SUPPLEMENTARY INFORMATION –
MANAGEMENT DISCUSSION AND ANALYSIS -
UNAUDITED

LIBERTYVILLE TOWNSHIP, ILLINOIS

*Management's Discussion and Analysis – Unaudited
Year Ended February 29, 2020*

As management of Libertyville Township, Illinois (Township), we offer readers of the Township's statements this narrative overview and analysis of the financial activities of the Township for the fiscal year ended February 29, 2020. The Management of the Township encourages the readers of this financial information presented in conjunction with the financial statements to obtain a better understanding of the Township's financial operations.

FINANCIAL HIGHLIGHTS

- The assets and deferred outflows of the Township exceeded its liabilities and deferred inflows at February 29, 2020 by \$36,523,748 (*net position*). Of this amount, \$669,184 (*unrestricted net position*) may be used to meet the Township's ongoing obligations to citizens and creditors.
- The Township's total net position increased by \$917,448.
- At February 29, 2020, the Township's governmental funds reported combined ending fund balances of \$4,336,337 an increase of \$23,223 from the prior year.
- At February 29, 2020, the fund balance for the Town Fund was \$636,097, an increase of \$51,867 from the prior year.
- The Township's total net fixed assets increased by \$647,599 during the year ended February 29, 2020.

OVERVIEW OF THE FINANCIAL STATEMENTS

This discussion and analysis are intended to serve as an introduction to the Township's basic financial statements. The Township's basic financial statements comprise three components: 1) government-wide financial statements, 2) fund financial statements, and 3) notes to the financial statements. In addition to the basic financial statements, this report also contains required supplementary information and additional information.

Government-wide financial statements

The government-wide financial statements are prepared using the accrual basis of accounting and are designed to provide readers with a broad overview of the Township's finances, in a manner similar to private-sector businesses.

LIBERTYVILLE TOWNSHIP, ILLINOIS

*Management's Discussion and Analysis – Unaudited
Year Ended February 29, 2020*

OVERVIEW OF THE FINANCIAL STATEMENTS (CONTINUED)

The statement of net position presents financial information on all of the Township's assets and liabilities plus deferred inflows, with the difference between the two reported as net position.

Over time, increases or decreases in net position may serve as a useful indicator of whether the financial position of the Township is improving or deteriorating.

The statement of activities presents information showing how the Township's net position changed during the most recent fiscal year.

Both of the government-wide financial statements distinguish functions of the Township that are principally supported by property taxes and intergovernmental revenues (governmental activities) from other functions that are intended to recover a portion of the costs through user fees and charges. The governmental activities of the Township include general government, services for youth and family, seniors, general assistance and mental health, and road and bridge projects.

Fund financial statements

All of the funds of the Township are governmental funds. The Fund financial statements are prepared using the modified accrual basis of accounting. Unlike the government-wide financial statements, governmental fund financial statements focus on near-term inflows and outflows of spendable resources, as well as on balances of spendable resources available at the end of the fiscal year. The Fund financial statements report the Township's operations in more detail than the government-wide statements by providing information about the Township's three funds and one blended component unit (road and bridge), which consists of six funds.

Both the governmental fund balance sheet and the governmental fund statement of revenues, expenditures, and changes in fund balances provide a reconciliation to facilitate this comparison between governmental funds and government-wide activities.

Notes to the financial statements

Notes to the financial statements provide additional information that is essential to a full understanding of the information provided in the basic financial statements. Required supplementary information consists of more detailed data on budget to actual revenues and expenditures.

LIBERTYVILLE TOWNSHIP, ILLINOIS

*Management's Discussion and Analysis – Unaudited
Year Ended February 29, 2020*

OVERVIEW OF THE FINANCIAL STATEMENTS (CONCLUDED)

Required Supplementary Information

In addition to the basic financial statements and the accompanying notes, this report also presents certain required supplementary information concerning Libertyville Township's progress in funding its obligation to provide pension benefits to its employees. Additionally, required supplementary information regarding a statement of revenues, expenditures, and changes in fund balance - budget vs. actual for each major fund is presented in this section.

The Township adopts an annual budget for all funds except the Motor Fuel Tax fund which is managed and administered by the county on behalf of the Township. A budgetary comparison statement has been provided for the Town Fund and other governmental funds to demonstrate compliance with the budget.

GOVERNMENT-WIDE FINANCIAL ANALYSIS

As noted earlier, net position may serve over time as a useful indicator of a government's financial position. In the case of the Township, assets and deferred outflows exceeded liabilities and deferred inflows by \$36,523,748 for the year ended February 29, 2020. A portion of the Township's net position reflects its investment in capital assets; \$32,124,324. The Township uses these capital assets to provide services, and consequently these assets are not available to liquidate liabilities or for other spending. The remaining net position balance is \$4,399,424 of which \$3,730,240 is restricted and \$669,184 is unrestricted.

LIBERTYVILLE TOWNSHIP, ILLINOIS

Management's Discussion and Analysis – Unaudited
Year Ended February 29, 2020

Libertyville Township Net Position

	Governmental Activities	
	2/28/2019	2/29/2020
Current and Other Assets	\$ 8,025,893	\$ 7,421,749
Fixed Assets	31,476,725	32,124,324
Total Assets	\$ 39,502,618	\$ 39,546,073
Deferred Outflows	\$ 528,620	\$ 149,177
Liabilities	\$ 802,182	\$ 233,781
Total Liabilities	802,182	233,781
Deferred Inflows	3,622,756	2,937,721
Net Position:		
Net Investment in Capital Assets	31,476,725	32,124,324
Restricted	3,758,884	3,730,240
Unrestricted	370,691	669,184
Total Net Position	\$ 35,606,300	\$ 36,523,748

An additional portion of the Township's net position represents resources that are subject to external restrictions on how they may be used. The remaining balance of unrestricted net position (\$669,184) may be used to meet the Township's ongoing obligations to citizens and creditors.

LIBERTYVILLE TOWNSHIP, ILLINOIS

Management's Discussion and Analysis – Unaudited
Year Ended February 29, 2020

Governmental activities

Governmental activities increased the Township's net position by \$917,448.

Key elements of the increase to net position by governmental activities is as follows:

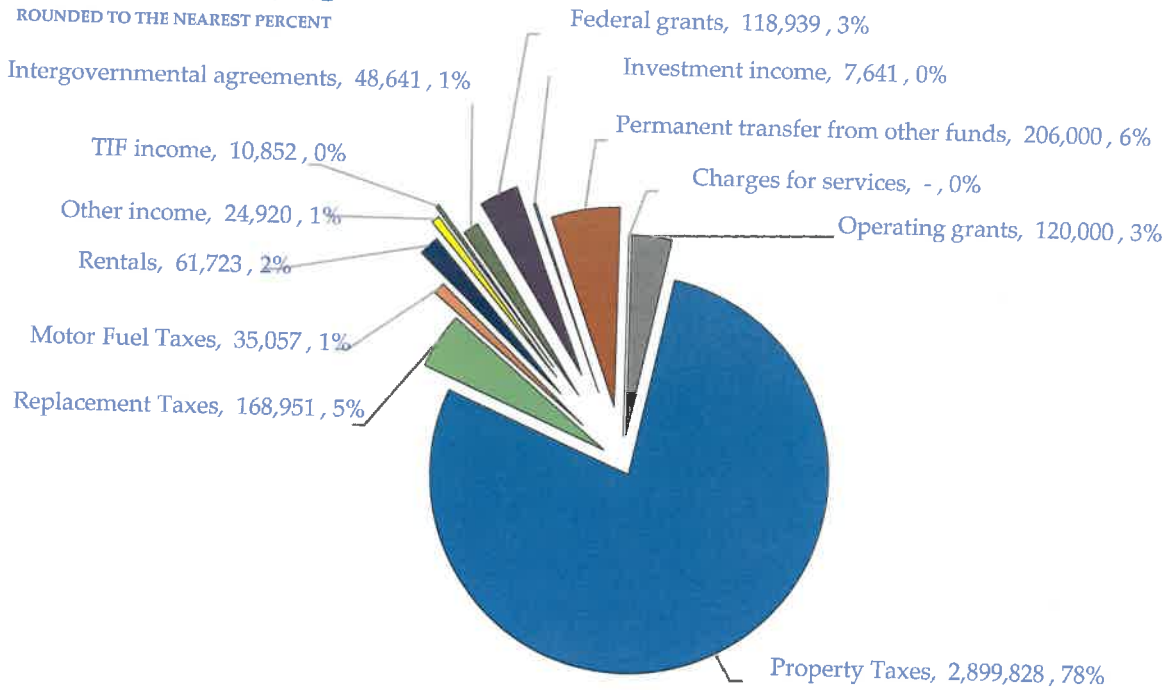
	Libertyville Township Changes in Net Position	
	Governmental Activities	
	<u>2/28/2019</u>	<u>2/29/2020</u>
Revenues		
Program Revenues		
Charges for services	\$ 639	\$ -
Operating grants	15,106	120,000
General Revenues		
Property Taxes	2,807,156	2,899,828
Replacement Taxes	125,097	168,951
Motor Fuel Taxes	32,186	35,057
Rentals	102,116	61,723
Other income	1,023,472	24,920
TIF income	33,950	10,852
Intergovernmental agreements	11,622	48,641
Federal grants	18,762	118,939
Investment income	7,136	7,641
Permanent transfer from other funds	117,909	206,000
Total Revenues	<u>4,295,151</u>	<u>3,702,552</u>
Expenses		
Administrative	1,719,288	1,485,705
Assessor	361,269	390,548
Social services	155,106	143,605
Road and bridge maintenance	381,655	541,696
Open space maintenance	24,406	83,897
Retirement contributions	170,571	139,653
Total Expenses	<u>2,812,295</u>	<u>2,785,104</u>
Increase/(Decrease) in Net Assets	1,482,856	917,448
Net Position - Beginning of Year	34,123,444	35,606,300
Net Position - End of Year	<u>\$ 35,606,300</u>	<u>\$ 36,523,748</u>

LIBERTYVILLE TOWNSHIP, ILLINOIS

Management's Discussion and Analysis – Unaudited
Year Ended February 29, 2020

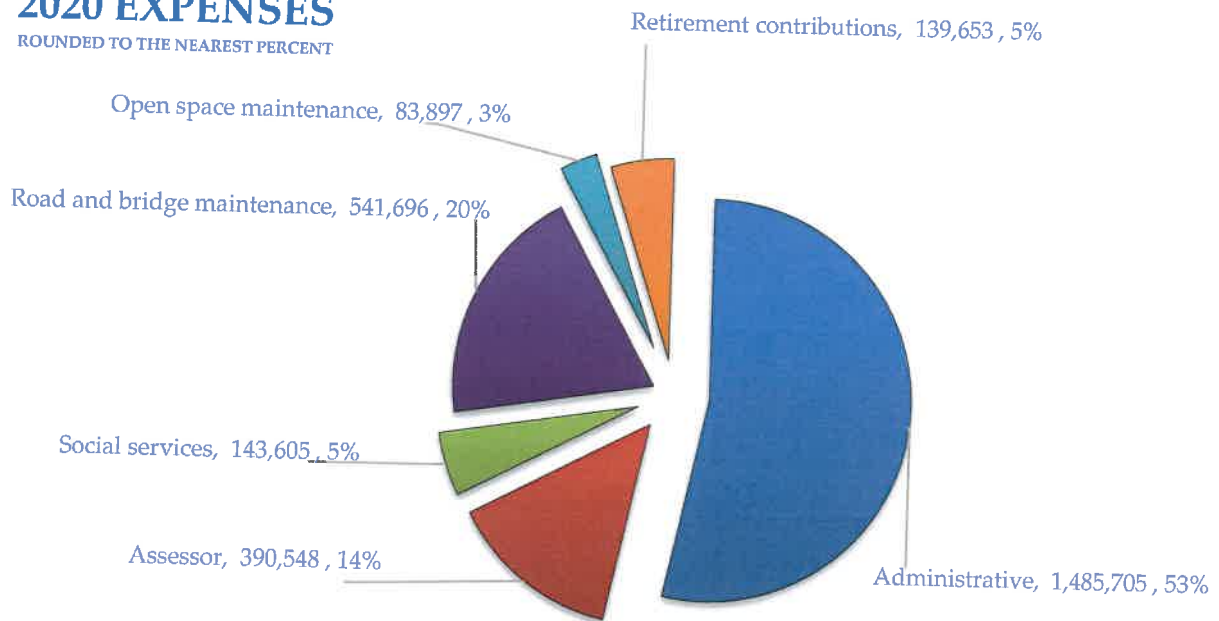
2020 REVENUES

ROUNDED TO THE NEAREST PERCENT



2020 EXPENSES

ROUNDED TO THE NEAREST PERCENT



LIBERTYVILLE TOWNSHIP, ILLINOIS

*Management's Discussion and Analysis – Unaudited
Year Ended February 29, 2020*

FINANCIAL ANALYSIS OF THE TOWNSHIP'S FUNDS

As noted earlier, the Township uses fund accounting to ensure and demonstrate compliance with finance-related legal requirements.

Governmental funds

The focus of the Township's governmental funds is to provide information on near-term inflows, outflows, and balances of spendable resources. Such information is useful in assessing the Township's financing requirements. In particular, unreserved fund balance may serve as a useful measure of the Township's net resources available for spending at the end of the fiscal year.

At February 29, 2020, the Township's governmental funds reported combined ending fund balances of \$4,366,337, an increase of \$23,223 in comparison with the prior year.

The Town Fund is the chief operating fund of the Township. At February 29, 2020, the fund balance of the Town Fund was \$636,097. This represents an increase of \$51,867, compared to the prior fiscal year.

Town Fund Budgetary Highlights

Expenditures in the Town Fund of \$1,779,329, were under revenues by \$51,867, and was \$369,211 less than the appropriation of \$2,148,540 .

CAPITAL ASSETS

The Township's capital fixed assets for its governmental activities as of February 29, 2020, amount to \$32,124,324 (net of accumulated depreciation). This investment in fixed assets includes land, roads and improvements, buildings and improvements, vehicles, and other equipment.

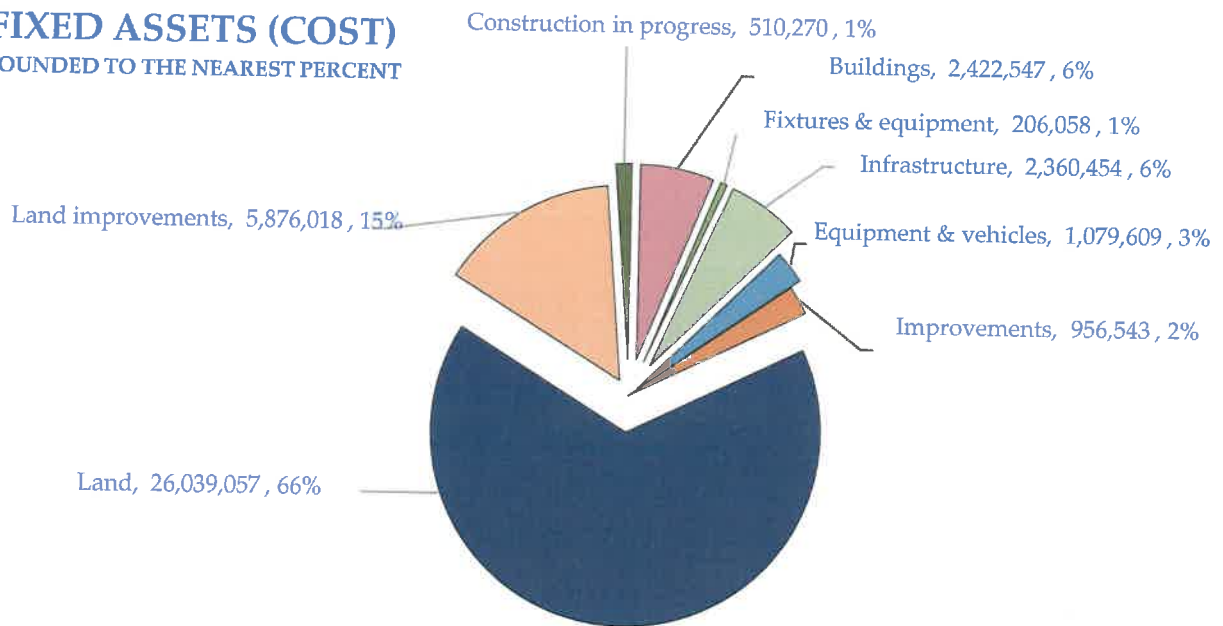
LIBERTYVILLE TOWNSHIP, ILLINOIS

Management's Discussion and Analysis – Unaudited
Year Ended February 29, 2020

Major fixed asset events during the current fiscal year included the following:

Fixed Assets	Balance			Balance February 29, 2020
	March 1, 2019	Increases	Decreases	
Land	\$ 26,039,057	\$ -	\$ -	\$ 26,039,057
Construction in progress	288,318	221,952	-	510,270
Buildings	2,422,547	-	-	2,422,547
Land improvements	5,876,018	-	-	5,876,018
Furniture and equipment	206,058	-	-	206,058
Equipment and vehicles	1,043,486	36,123	-	1,079,609
Improvements	193,367	763,176	-	956,543
Infrastructure	2,360,454	-	-	2,360,454
Total Fixed Assets	38,429,305	1,021,251	-	39,450,556
Less: Accumulated Depreciation	6,952,580	373,652	-	7,326,232
Fixed Assets (Net)	\$ 31,476,725	\$ 647,599	\$ -	\$ 32,124,324

FIXED ASSETS (COST) ROUNDED TO THE NEAREST PERCENT



ECONOMIC FACTORS AND PROPERTY TAXES -

The equalized assessed valuation (EAV) of the Township for 2019 is \$3,068,527,842. That represents an increase in EAV of \$74,190,831 over the prior year's EAV. Taxes recorded in these financial statements are from the 2018 levy. A summary of the assessed valuations and extensions for tax years 2019, 2018, and 2017 is as follows:

LIBERTYVILLE TOWNSHIP, ILLINOIS

Management's Discussion and Analysis – Unaudited
Year Ended February 29, 2020

ASSESSED VALUATIONS, EXTENDED TAX RATE PERCENTAGE ALLOCATIONS, EXTENDED TAX RATES AND TAX EXTENSIONS

TAX LEVY YEAR	2019		2018		2017	
Assessed Valuation						
Lake County	\$	3,068,527,842	\$	2,994,337,011	\$	2,926,800,386
Tax Rates and Percentage Allocations by Fund						
Funds	Rate	Percentage	Rate	Percentage	Rate	Percentage
Corporate	0.060364	49.20	0.057559	47.10	0.057139	46.94
General Assistance	0.000812	0.66	0.001659	1.36	0.001709	1.40
IMRF	0.000812	0.66	0.001659	1.36	0.001709	1.40
Social Security	0.000812	0.66	0.001659	1.36	0.001709	1.40
Tort & Liability Insurance	0.000812	0.66	0.000830	0.68	0.000855	0.71
Road & Bridge	0.058972	48.07	0.058741	48.05	0.058510	48.06
Road & Bridge IMRF	0.000033	0.03	0.000034	0.03	0.000035	0.03
Road & Bridge S.S.	0.000033	0.03	0.000034	0.03	0.000035	0.03
Road & Bridge Tort & Liability Insurance	0.000033	0.03	0.000034	0.03	0.000035	0.03
Totals	0.122683	100.00	0.122209	100.00	0.121736	100.00
Property Tax Extensions						
Funds	2019		2018		2017	
Corporate	\$	1,852,286	\$	1,723,510	\$	1,672,344
General Assistance		24,917		49,676		50,019
IMRF		24,917		49,676		50,019
Social Security		24,916		49,676		50,019
Tort & Liability Insurance		24,916		24,853		25,024
Road & Bridge		1,809,572		973,900		958,925
Road & Bridge IMRF		1,012		1,018		1,024
Road & Bridge S.S.		1,013		1,018		1,024
Road & Bridge Tort & Liability Insurance		1,013		1,018		1,024
Totals	\$	3,764,562	\$	2,874,346	\$	2,809,424

LIBERTYVILLE TOWNSHIP, ILLINOIS

*Management's Discussion and Analysis – Unaudited
Year Ended February 29, 2020*

Description of Current or Expected Conditions

Currently, management is not aware of any other significant changes in conditions that could have a significant effect on the financial position or results of activities of the Township in the near future. However, management continues to monitor items that may impact future receipts, especially noting a potential decline in state funds as well as losses due to the tax cap.

Requests for Information

This financial report is designed to provide a general overview of the Township's finances for all those with an interest in its finances. Questions concerning any of the information provided in this report or requests for additional information should be addressed to the Supervisor, Libertyville Township, 359 Merrill Court, Libertyville, IL 60048.

BASIC FINANCIAL STATEMENTS

LIBERTYVILLE TOWNSHIP, ILLINOIS

Government-wide Statement of Net Position

February 29, 2020

Assets	
Cash	\$ 4,441,396
Restricted cash	37,900
Replacement taxes receivable	4,732
Property taxes receivable	2,937,721
Fixed assets, net of depreciation (\$6,952,580)	32,124,324
Total Assets	<u><u>\$ 39,546,073</u></u>
Deferred Outflow - Pension	<u><u>\$ 149,177</u></u>
 Liabilities	
Accounts payable	\$ 99,712
Accrued payroll and withholdings	16,768
Due to other funds	1,211
Deferred compensation	24,502
Pension liability	91,588
Total Liabilities	<u><u>233,781</u></u>
Deferred Inflow - Property taxes	2,937,721
Total Deferred Inflows	<u><u>2,937,721</u></u>
 Net Position	
Net investment in capital assets	32,124,324
Restricted	3,730,240
Unrestricted	669,184
Total Net Position	<u><u>\$ 36,523,748</u></u>

The accompanying notes are an integral part of these financial statements.

LIBERTYVILLE TOWNSHIP, ILLINOIS

Government-wide Statement of Activities and Changes in Net Position

Year Ending February 29, 2020

Functions/Programs	Program Revenues			Net (Expense) Revenue & Changes in Net Position
	Expenses	Charges for Services	Operating Grants and Contributions	
Governmental Activities				
Administrative	\$ 1,485,705	\$ -	\$ -	\$ (1,485,705)
Assessor	298,904	-	-	(298,904)
Social services	143,605	-	-	(143,605)
Road and bridge maintenance	541,696	-	-	(541,696)
Open space maintenance	83,897	-	120,000	36,103
Retirement contributions	139,653	-	-	(139,653)
Total Governmental Activities	\$ 2,693,460	\$ -	\$ 120,000	\$ (2,573,460)
	General Revenues:			
	Property taxes			2,899,828
	Replacement taxes			168,951
	Motor fuel taxes			35,057
	Rentals			61,723
	Other income			24,920
	TIF income			10,852
	Intergovernmental agreements			48,641
	Federal grants			118,939
	Investment income			7,641
	Permanent transfer from other funds			206,000
	Total Revenues			3,582,552
	Changes in Net Position			1,009,092
	Net Position Beginning of Year			35,606,300
	Total Net Position			\$ 36,615,392

The accompanying notes are an integral part of these financial statements.

LIBERTYVILLE TOWNSHIP, ILLINOIS

Governmental Fund Types - Balance Sheet

February 29, 2020

Assets	General Fund	General Assistance	Road and Bridge Fund	Open Space Fund	Capital Projects	Motor Fuel Fund	Non-major Governmental Funds	Total
Cash	\$ 670,122	\$ 60,323	\$ 915,277	\$ 2,225,717	\$ 196,277	\$ -	\$ 373,680	\$ 4,441,396
Restricted cash	-	-	-	-	-	-	-	37,900
Replacement taxes receivable	2,897	-	1,835	-	-	37,900	-	-
Property taxes receivable, current	-	-	-	-	-	-	-	4,732
Property taxes receivable, current levy, net of 1% allowance for loss	1,833,764	24,667	1,002,280	-	-	-	-	-
Due from other funds	-	224	-	-	-	-	77,010	2,937,721
Total Assets	\$ 2,506,783	\$ 85,214	\$ 1,919,392	\$ 2,225,717	\$ 196,277	\$ 37,900	\$ 450,690	\$ 7,421,973
Liabilities								
Accounts payable	\$ 25,025	\$ 1,492	\$ 39,268	\$ 4,317	\$ -	\$ -	\$ 29,610	\$ 99,712
Accrued payroll and withholdings	10,911	-	5,857	-	-	-	-	16,768
Due to other funds	986	449	-	-	-	-	-	1,435
Total Liabilities	36,922	1,941	45,125	4,317	-	-	29,610	117,915
Deferred Inflows - Property Taxes	1,833,764	24,667	1,002,280	-	-	-	77,010	2,937,721
Total Liabilities & Deferred Inflows	1,870,686	26,608	1,047,405	4,317	-	-	106,620	3,055,636
Fund Balance								
Nonspendable	-	-	-	-	-	-	-	-
Restricted	-	58,606	871,987	2,221,400	196,277	37,900	844,070	3,730,240
Committed	-	-	-	-	-	-	-	-
Assigned	-	-	-	-	-	-	-	-
Unassigned	636,097	-	-	-	-	-	-	636,097
Total Fund Balance	636,097	58,606	871,987	2,221,400	196,277	37,900	344,070	4,366,337
Total Liabilities, Deferred Inflows & Fund Balance	\$ 2,506,783	\$ 85,214	\$ 1,919,392	\$ 2,225,717	\$ 196,277	\$ 37,900	\$ 450,690	\$ 7,421,973

The accompanying notes are an integral part of these financial statements.

LIBERTYVILLE TOWNSHIP, ILLINOIS

Reconciliation of the Governmental Funds Balance Sheet to the Statement of Net Position
Year Ending February 29, 2020

RECONCILIATION OF THE GOVERNMENTAL FUNDS BALANCE SHEET TO THE STATEMENT OF NET POSITION

Total Governmental Fund Balances	\$	4,366,337
Capital assets used in governmental activities are not financial resources and therefore are not reported in the funds. Amount net of depreciation		
Capital assets net of accumulated depreciation		32,124,324
Other employee benefit obligation accruals are not reported in funds.		(24,502)
Pension liabilities, deferred pension outflows and deferred pension inflows are not recorded in the fund statements but are included.		
Deferred IMRF pension outflow		149,177
Net pension liability		(91,588)
Total Net Position of Governmental Activities	\$	36,523,748

The accompanying notes are an integral part of these financial statements.

LIBERTYVILLE TOWNSHIP, ILLINOIS

Government Fund Types - Statement of Revenues, Expenditures and Changes in Fund Balances
 Year Ending February 29, 2020

Revenues	General Fund	General Assistance	Road and Bridge Fund	Open Space Fund	Capital Projects	Motor Fuel Fund	Non-major Governmental Funds	Total
Property taxes	\$ 1,742,757	\$ 49,041	\$ 982,397	\$ -	\$ -	\$ -	\$ 125,633	\$ 2,899,828
Replacement taxes	84,243	19,200	65,508	-	-	-	-	168,951
Motor fuel tax	-	-	-	-	-	35,057	-	35,057
TIF income	-	-	10,852	-	-	-	-	10,852
Interest income	1,497	-	1,819	4,026	299	-	-	7,641
Rentals	-	-	-	61,723	-	-	-	61,723
Other income	2,699	-	7,237	8,169	-	-	6,815	24,920
Intergovernmental agreements	-	-	48,641	-	-	-	-	48,641
Grants	-	-	-	120,000	-	-	-	120,000
Federal grants	-	-	118,939	-	-	-	-	118,939
Permanent transfer from other funds	-	95,000	-	-	30,000	-	81,000	206,000
Total Revenues	1,831,196	163,241	1,235,393	193,918	30,299	35,057	213,448	3,702,552
Expenditures								
Administrative	1,480,425	-	-	-	-	-	46,642	1,527,067
Assessor	298,904	-	-	-	-	-	-	298,904
Social services	-	143,605	-	-	-	-	-	143,605
Road and bridge maintenance	-	-	1,077,407	-	-	-	-	1,170,751
Open space maintenance	-	-	-	399,349	-	93,344	-	399,349
Retirement contributions	-	-	-	-	-	-	139,653	139,653
Total Expenditures	1,779,329	143,605	1,077,407	399,349	-	93,344	186,295	3,679,329
Net Change in Fund Balance	51,867	19,636	157,986	(205,431)	30,299	(58,287)	27,153	23,223
Fund Balance								
Balance, Beginning of Year	584,230	38,970	714,001	2,426,831	165,978	96,187	316,917	4,343,114
Total Fund Balance	\$ 636,097	\$ 58,606	\$ 871,987	\$ 2,221,400	\$ 196,277	\$ 37,900	\$ 344,070	\$ 4,366,337

LIBERTYVILLE TOWNSHIP, ILLINOIS

Reconciliation of the Governmental Funds to the Statement of Activities
Year Ending February 29, 2020

RECONCILIATION OF THE GOVERNMENTAL FUND STATEMENT OF REVENUES, EXPENDITURES, AND CHANGES IN FUND BALANCE TO STATEMENT OF ACTIVITIES AND CHANGES IN NET POSITION

Net Change in Fund Balance	\$	23,223
Governmental funds report capital outlays as expenditures; however for the Statement of Activities the amounts are capitalized and depreciation over their useful life. (amount shown is net of depreciation)		
Net capital asset additions		647,599
Governmental funds do not report the changes of non-current pension liabilities, deferred outflows or deferred inflows.		
Pension expense		241,593
Governmental funds do not report deferred compensation.		5,033
Changes in Net Position Governmental Funds	\$	917,448

The accompanying notes are an integral part of these financial statements.

LIBERTYVILLE TOWNSHIP, ILLINOIS

Fiduciary Fund - Statement of Net Position

February 29, 2020

Assets		
Cash		\$ 171,736
Accounts receivable		467
Total Assets		<u>172,203</u>
Liabilities		
Deposits payable		\$ 65,627
Held for indigent benefits		106,109
Unallocated revenue		467
Total Liabilities		<u>172,203</u>

NOTES TO THE BASIC
FINANCIAL STATEMENTS

LIBERTYVILLE TOWNSHIP, ILLINOIS

Notes to the Basic Financial Statements

Year Ended February 29, 2020

NOTE 1 – SUMMARY OF SIGNIFICANT ACCOUNTING POLICIES

The accounting policies of Libertyville Township, Illinois (Township) conform to accounting principles generally accepted in the United States of America as applicable to governmental units. The following is a summary of the significant accounting policies:

In June 1999, GASB issued Statement No. 34, Basic Financial Statements and Management's Discussion and Analysis for State and Local Governments. Certain significant changes in the Statement include the following:

- A Management's Discussion and Analysis (MD&A) section providing an analysis of the Township's overall financial position and results of operations.
- A change in the fund financial statements to focus on the major funds.

These and other changes are reflected in the accompanying financial statements (including notes to financial statements).

REPORTING ENTITY –

The Township is located near the village of Libertyville, Illinois and is governed by a board. The Township is primarily funded through a tax levy, operating grants, fines and fees, and charitable donations. Revenue is used to operate and staff the Township. The accompanying general purpose financial statements have been prepared in accordance with criteria established by the Governmental Accounting Standards Board for determining the various governmental organizations to be included in the reporting entity. Based on the significance of any operational or financial relationships with the Township, the Road District is considered a blended component unit included in these financial statements. The Road District consists of five funds: Road & Bridge Fund, Road District Insurance Fund, Road District Social Security Fund, Road District Illinois Municipal Retirement Fund and Motor Fuel Tax Fund.

MEASUREMENT FOCUS, BASIS OF ACCOUNTING AND FINANCIAL STATEMENT PRESENTATION –

The Township's basic financial statements include both government-wide (reporting the Township as a whole) and fund financial statements (reporting the Township's major funds).

The government-wide financial statements (i.e., the statement of net position and the statement of activities) are reported using the economic resources measurement focus and the accrual basis of accounting. Revenue is recorded when earned and expenses are recorded when a liability is incurred, regardless of the timing of related cash flows. Property taxes are recognized as revenue in the year for which they are levied. Grants and similar items are recognized as revenue as soon as all eligibility requirements imposed by the provider have been met.

LIBERTYVILLE TOWNSHIP, ILLINOIS

Notes to the Basic Financial Statements

Year Ended February 29, 2020

NOTE 1 – SUMMARY OF SIGNIFICANT ACCOUNTING POLICIES (CONTINUED)

The Statement of Net Position includes and recognizes all long-term assets and receivables as well as long-term debt and obligations. The Township's net position are reported in three parts – net investment in capital assets, restricted net position; and unassigned net position.

The Statement of Activities demonstrates the degree to which the direct expense of a given function or segment is offset by program revenues. Direct expenses are those that are clearly identifiable with a specific function or segment. Program revenue includes (1) charges to Township patrons who purchase, use, or directly benefit from goods, services, or privileges provided by a given function or segment and (2) grants and contributions that are restricted to meet the operational or capital requirements of a particular function or segment. Taxes and other items are not properly included among program revenues, and are reported instead as general revenue.

Governmental fund financial statements are reported using the current financial resources measurement focus and the modified accrual basis of accounting. Revenue is recognized as soon as it is both measurable and available. Revenue is considered to be available if it is collected within the current period or soon enough thereafter to pay liabilities of the current period. For this purpose, the Township considers revenue to be available if they are collected within 60 days of the end of the current fiscal period. Expenditures generally are recorded when a liability is incurred, as under accrual accounting. However, debt service expenditures, as well as expenditures related to compensated absences, claims and judgements are recorded only when payment is due.

Primary sources of revenue are property taxes, state-shared revenue, and interest associated with the current fiscal period. All are considered to be susceptible to accrual and so have been recognized as revenue of the current fiscal period. All other revenue items are considered to be available only when cash is received by the Township.

Program revenues consist of various small fees and activities charges.

The following fund types are used by the Township:

Governmental Funds

Town Fund – The Town Fund is the general operating fund of the Township. It is used to account for all financial resources except those required to be accounted for in another fund.

Special Revenue Funds – Special Revenue Funds are used to account for the proceeds of specific revenue sources that are legally restricted to expenditures for specific purposes. The General Assistance, Road & Bridge, Road & Bridge IMRF, Road & Bridge Social Security, Road & Bridge Insurance, and Motor Fuel Tax Funds are all Special Revenue Funds.

LIBERTYVILLE TOWNSHIP, ILLINOIS

Notes to the Basic Financial Statements

Year Ended February 29, 2020

NOTE 1 – SUMMARY OF SIGNICANT ACCOUNTING POLICIES (CONTINUED)

Capital Project Funds - This accounts for financial resources related to the construction of major capital projects or facilities. The Road & Bridge Repair & Maintenance is a capital project fund.

Fiduciary Funds – Fiduciary Funds are used to account for the proceeds of specific revenue sources that are legally restricted to expenditures for specific purposes. The Gift Fund and Road Bond Fund are both Fiduciary Funds.

The Town Fund is the Township’s primary operating fund. It accounts for all financial resources of the Township, except those required to be accounted for in another fund, while the Township Road & Bridge type funds accounts for the resources associated with taxes levied specifically for the maintenance of the Township’s road and bridges. The Motor Fuel Tax Fund is administered by the county (all revenues are received and expenditures are paid by the county) on the Township’s behalf.

FINANCIAL STATEMENT AMOUNTS –

Bank Deposits and Investments - The Township has defined cash and cash equivalents to include cash on hand, demand deposits, and short-term investments with a maturity of three months or less when acquired. Investments are stated at fair value. The Township maintains a cash and investment pool which is available for use by the Town and General Assistance Funds.

The Township's investment policies are governed by state statutes. All funds are deposited in federally insured banks and savings and loans. The cash and investments reflected in the combined balance sheet consist of demand accounts.

Receivables and Payables - In general, outstanding balances between funds are reported as “due to/from other funds.” Activity between funds that is representative of lending/borrowing arrangements outstanding at the end of the fiscal year are referred to as “advances to/from other funds.”

All trade and property taxes receivable are shown net of an allowance for uncollectible amounts. Property taxes are levied on December 1st based on the taxable valuation of the property as of the preceding December 31st. The 2019 Town Fund & Road & Bridge Fund levies were passed by the Board on November 14, 2019.

Capital Assets - Capital assets are defined by the Township as assets with an initial cost of more than \$5,000 and an estimated useful life in excess of two years. Such assets are recorded at historical cost or estimated historical cost. Donated assets are reported at estimated fair market value at the date of donation. Additions, improvements, and other capital outlays that significantly extend the useful life of an asset are capitalized. Other costs incurred for repairs and maintenance are expensed

LIBERTYVILLE TOWNSHIP, ILLINOIS

Notes to the Basic Financial Statements

Year Ended February 29, 2020

NOTE 1 – SUMMARY OF SIGNIFICANT ACCOUNTING POLICIES (CONTINUED)

as incurred. Depreciation on all assets is provided on the straight-line basis over the following estimated useful lives:

Building	40-50 years
Land Improvements	5-40 years
Furniture and Equipment	5-40 years
Equipment and Vehicles	5-20 years
Infrastructure	50 years

Compensated Absences - (Vacation and Sick Leave) - It is not in the Township's policy to permit employees to accumulate earned but unused sick and vacation pay benefits. The Township's policy is to permit employees to carry over and be paid out for accumulated compensation time or current year unused vacation time. A liability for these unpaid amounts are reported in the governmental funds only if they are likely to be paid within one year as for employee separation from service with the Township. The Town Fund or Permanent Hard Road Fund is typically used to liquidate these liabilities, relative to the employee's position.

Long-term Obligations - In the government-wide financial statements, long-term debt and other long-term obligations are reported as liabilities in the applicable governmental activities statement of net position. In the fund financial statements, debt issued is reported as another financing source and payments are reported as debt service expenditures.

The Township has a pension plan covering substantially all the full time employees. Employees are covered by the Illinois Municipal Retirement Fund.

The budget represents departmental appropriations as authorized by the Township's appropriation ordinance and includes revisions authorized by the Township Board to reflect changes in departmental programs. At February 29, 2020, unexpended appropriations of the budgetary funds (town fund and special revenue funds) automatically lapse. The budget is prepared on the modified accrual basis. The 2019-2020 appropriations ordinance was adopted on May 23, 2019 for all funds except the Motor Fuel Tax Fund, which is not required to adopt a budget.

FUND BALANCE CLASSIFICATION –

The governmental fund financial statements present fund balances based on classifications that comprise a hierarchy that is based primarily on the extent to which the Township is bound to honor constraints on the specific purposes for which amounts in the respective governmental funds can be spent. The classifications used in the governmental fund financial statements are as follows:

LIBERTYVILLE TOWNSHIP, ILLINOIS

Notes to the Basic Financial Statements

Year Ended February 29, 2020

NOTE 1 – SUMMARY OF SIGNIFICANT ACCOUNTING POLICIES (CONTINUED)

Nonspendable –

This classification includes amounts that cannot be spent because they are either (a) not in spendable form or (b) are legally or contractually required to be maintained intact. The Township has classified inventory as being Nonspendable.

Restricted –

This classification includes amounts for which constraints have been placed on the use of the resources either (a) externally imposed by creditors (such as through a debt covenant), grantors, contributors, or laws or regulations of other governments, or (b) imposed by law through constitutional provisions or enabling legislation.

Debt service resources are to be used for future servicing of the revenue note and are restricted through debt covenants. Infrastructure Projects are restricted by State Statute and County laws and are legally segregated for funding of infrastructure improvements.

Committed –

This classification includes amounts that can be used only for specific purposes pursuant to constraints imposed by formal action of the Township Board. These amounts cannot be used for any other purpose unless the Township Board removes or changes the specified use by taking the same type of action (ordinance or resolution) that was employed when the funds were initially committed. This classification also includes contractual obligations to the extent that existing resources have been specifically committed for use in satisfying those contractual requirements.

Assigned –

This classification includes amounts that are constrained by the Township's intent to be used for a specific purpose but are neither restricted nor committed. This intent can be expressed by the Township Board or through the Township Board delegating this responsibility to the Township Supervisor through the budgetary process. This classification also includes the remaining positive fund balance for all governmental funds except for the Town Fund.

Unassigned –

This classification includes the residual fund balance for the Town Fund and the amount established for Minimum Funding which represents the portion of the Town Fund balance that has been established by the board to be used for debt service or in emergency situations.

The Unassigned classification also includes negative residual fund balance of any other governmental fund that cannot be eliminated by offsetting of Assigned fund balance amounts.

LIBERTYVILLE TOWNSHIP, ILLINOIS

Notes to the Basic Financial Statements

Year Ended February 29, 2020

NOTE 1 – SUMMARY OF SIGNIFICANT ACCOUNTING POLICIES (CONCLUDED)

The Township would typically use Restricted fund balances first, followed by Committed resources, and then Assigned resources, as appropriate opportunities arise, but reserves the right to selectively spend Unassigned resources first to defer the use of these other classified funds.

The classifications used in the government-wide financial statements are as follows:

Net Investment in Capital Assets – consists of the historical cost of capital assets less accumulated depreciation and less any debt that remains outstanding that was used to finance those assets.

Restricted Net Position - This classification includes amounts for which constraints have been placed on the use of the resources either (a) externally imposed by creditors (such as through a debt covenant), grantors, contributors, or laws or regulations of other governments, or (b) imposed by law through constitutional provisions or enabling legislation. The Township's policy is to use restricted net position first, followed by unassigned, but reserves the right to selectively spend Unassigned resources first to defer the use of these other classified funds.

Unassigned Net Position – all other net position is reported in this category.

IMPLEMENTATION OF GOVERNMENTAL ACCOUNTING STANDARDS BOARD (GASB) PRONOUNCEMENTS

GASB Statement No. 68 – In June 2012, the GASB issued Statement No. 68, Accounting and Financial Reporting for Pensions—an amendment of GASB Statement No. 27. The requirements of this Statement will improve the decision-usefulness of information in employer and governmental nonemployer contributing entity financial reports and will enhance its value for assessing accountability and interperiod equity by requiring recognition of the entire net pension liability and a more comprehensive measure of pension expense. The provisions of this Statement are effective for financial statements for periods beginning after June 15, 2014.

NOTE – 2 CASH AND INVESTMENTS

The Township's investment policies are governed by state statutes whereby Township money must be deposited in FDIC insured banks located within the state. Permissible investments include demand accounts and certificates of deposits. The carrying cash balance of the Township is \$4,479,296 and the bank balance is \$4,695,432. Of the bank balance in the Township's name, \$250,000 is FDIC insured, \$4,229,296 is collateralized for the Township in the bank's trust department.

Interest Rate Risk – The Township limits its interest rate risk by having demand deposits.

LIBERTYVILLE TOWNSHIP, ILLINOIS

Notes to the Basic Financial Statements

Year Ended February 29, 2020

NOTE – 2 CASH AND INVESTMENTS (CONCLUDED)

Custodial Credit Risk – The Township limits its credit risk by holding its deposits in FDIC insured institutions with collateral backing its deposits.

Concentration of Credit Risk - The Township places no limit on the amount held in any one institution.

NOTE 3 – ILLINOIS MUNICIPAL RETIREMENT

IMRF PLAN DESCRIPTION

The Township's defined benefit pension plan for regular employees provides retirement and disability benefits, post-retirement increases, and death benefits to plan members and beneficiaries. The Township's plan is managed by the Illinois Municipal Retirement Fund (IMRF), the administrator of a multi-employer public pension fund. A summary of IMRF's pension benefits is provided in the "Benefits Provided" section of this document. Details of all benefits are available from IMRF. Benefit provisions are established by statute and may only be changed by the General Assembly of the State of Illinois. IMRF issues a publicly available Comprehensive Annual Financial Report that includes financial statements, detailed information about the pension plan's fiduciary net position, and required supplementary information. The report is available for download at www.imrf.org.

BENEFITS PROVIDED

IMRF has three benefit plans. The vast majority of IMRF members participate in the Regular Plan (RP). The Sheriff's Law Enforcement Personnel (SLEP) plan is for sheriffs, deputy sheriffs, and selected police chiefs. Counties could adopt the Elected County Official (ECO) plan for officials elected prior to August 8, 2011 (the ECO plan was closed to new participants after that date).

All three IMRF benefit plans have two tiers. Employees hired *before* January 1, 2011, are eligible for Tier 1 benefits. Tier 1 employees are vested for pension benefits when they have at least eight years of qualifying service credit. Tier 1 employees who retire at age 55 (at reduced benefits) or after age 60 (at full benefits) with eight years of service are entitled to an annual retirement benefit, payable monthly for life, in an amount equal to 1-2/3% of the final rate of earnings for the first 15 years of service credit, plus 2% for each year of service credit after 15 years to a maximum of 75% of their final rate of earnings. Final rate of earnings is the highest total earnings during any consecutive 48 months within the last 10 years of service, divided by 48. Under Tier 1, the pension is increased by 3% of the original amount on January 1 every year after retirement.

Employees hired *on or after* January 1, 2011, are eligible for Tier 2 benefits. For Tier 2 employees, pension benefits vest after ten years of service. Participating employees who retire at age 62 (at reduced benefits) or after age 67 (at full benefits) with ten years of service are entitled to an annual retirement benefit, payable monthly for life, in an amount equal to 1-2/3% of the final rate of earnings for the first 15 years of service credit, plus 2% for each year of service credit after 15

LIBERTYVILLE TOWNSHIP, ILLINOIS

Notes to the Basic Financial Statements

Year Ended February 29, 2020

NOTE 3 – ILLINOIS MUNICIPAL RETIREMENT (CONTINUED)

years to a maximum of 75% of their final rate of earnings. Final rate of earnings is the highest total earnings during any 96 consecutive months within the last 10 years of service, divided by 96. Under Tier 2, the pension is increased on January 1 every year after retirement, upon reaching age 67, by the *lesser* of:

- 3% of the original pension amount, or
- 1/2 of the increase in the Consumer Price Index of the original pension amount.

EMPLOYEES COVERED BY BENEFIT TERMS

As of December 31, 2019, the following employees were covered by the benefit terms:

	IMRF
Retirees and Beneficiaries currently receiving benefits	36
Inactive Plan Memebers entitled to but not yet receiving benefits	15
Active Plan Members	13
Total	<u>64</u>

CONTRIBUTIONS

As set by statute, the Township's Regular Plan Members are required to contribute 4.5% of their annual covered salary. The statute requires employers to contribute the amount necessary, in addition to member contributions, to finance the retirement coverage of its own employees. The Township's annual contribution rate for calendar year 2019 was 7.74%. For the fiscal year ended February 29, 2020, the Township's required contributed was \$69,554 to the plan. The Township also contributes for disability benefits, death benefits, and supplemental retirement benefits, all of which are pooled at the IMRF level. Contribution rates for disability and death benefits are set by IMRF's Board of Trustees, while the supplemental retirement benefits rate is set by statute.

NET PENSION LIABILITY

The Township's net pension liability was measured as of December 31, 2019. The total pension liability used to calculate the net pension liability was determined by an actuarial valuation as of that date.

ACTUARIAL ASSUMPTIONS

The following are the methods and assumptions used to determine total pension liability at December 31, 2019:

- The **Actuarial Cost Method** used was Entry Age Normal.

LIBERTYVILLE TOWNSHIP, ILLINOIS

Notes to the Basic Financial Statements

Year Ended February 29, 2020

NOTE 3 – ILLINOIS MUNICIPAL RETIREMENT (CONTINUED)

- The **Asset Valuation Method** used was Market Value of Assets.
- The **Inflation Rate** was assumed to be 2.50%.
- **Salary Increases** were expected to be 3.35% to 14.25%, including inflation.
- The **Investment Rate of Return** was assumed to be 7.50%.
- **Projected Retirement Age** was from the Experience-based Table of Rates, specific to the type of eligibility condition, last updated for the 2017 valuation according to an experience study from years 2014 to 2016.
- The IMRF-specific rates for **Mortality** (for non-disabled retirees) were developed from the RP-2014 Blue Collar Health Annuitant Mortality Table with adjustments to match current IMRF experience.
- For **Disabled Retirees**, an IMRF-specific mortality table was used with fully generational projection scale MP-2017 (base year 2015). The IMRF-specific rates were developed from the RP-2014 Disabled Retirees Mortality Table, applying the same adjustments that were applied for non-disabled lives.
- For **Active Members**, an IMRF-specific mortality table was used with fully generational projection scale MP-2017 (base year 2015). The IMRF-specific rates were developed from the RP-2014 Employee Mortality Table with adjustments to match current IMRF experience.
- The **long-term expected rate of return** on pension plan investments was determined using a building-block method in which best-estimate ranges of expected future real rates of return (expected returns, net of pension plan investment expense, and inflation) are developed for each major asset class. These ranges are combined to produce the long-term expected rate of return by weighting the expected future real rates of return to the target asset allocation percentage and adding expected inflation. The target allocation and best estimates of geometric real rates of return for each major asset class are summarized in the following table as of December 31, 2019:

Asset Class	Portfolio Target Percentage	Expected Real Rate of Return
Domestic Equity	37%	7.15%
International Equity	18%	7.25%
Fixed Income	28%	3.75%
Real Estate	9%	6.25%
Alternative Investments	7%	3.20-8.50%
Cash Equivalents	1%	2.50%
Total	100%	

LIBERTYVILLE TOWNSHIP, ILLINOIS

Notes to the Basic Financial Statements
Year Ended February 29, 2020

NOTE 3 – ILLINOIS MUNICIPAL RETIREMENT (CONTINUED)

Executive Summary as of December 31, 2019

Actuarial Valuation Date		12/31/2019	
Measurement Date of the Net Pension Liability		12/31/2019	
Fiscal Year End		2/28/2020	
Membership			
Number of			
- Retirees and Beneficiaries		36	
- Inactive, Non-Retired Members		15	
- Active Members		13	
- Total		<u>64</u>	
Covered Valuation Payroll (1)	\$	898,633	
Net Pension Liability			
Total Pension Liability/(Asset)	\$	6,821,612	
Plan Fiduciary Net Position		6,730,024	
Net Pension Liability/(Asset)	\$	<u>91,588</u>	
Plan Fiduciary Net Position as a Percentage of Total Pension Liability		98.66%	
Net Pension Liability as a Percentage of Covered Valuation Payroll		10.19%	
Development of the Single Discount Rate as of December 31, 2018			
Long-Term Expected Rate of Investment Return		7.25%	
Long-Term Municipal Bond Rate (2)		2.75%	
Last year ending December 31 in the 2019 to 2118 projection period for which projected benefit payments are fully funded		2119	
Resulting Single Discount Rate based on the above development		7.25%	
Single Discount Rate calculated using December 31, 2017 Measurement Date		7.25%	
Total Pension Expense/(Income)	\$	126,316	
Deferred Outflows and Deferred Inflows of Resources by Source to be recognized in Future Pension Expenses			
		Deferred	Deferred
		Outflows of	Inflows of
		Resources	Resources
Difference between expected and actual experience	\$	113,530	\$ -
Changes in assumptions		25,888	-
Net difference between projected and actual earnings on pension plan investments		494,748	783,343
Total	\$	<u>634,166</u>	<u>\$ 783,343</u>

(1) Does not necessarily represent Covered Employee Payroll as defined in GASB Statement Nos. 67-68.

(2) Source: Fixed-income municipal bonds with 20 years to maturity that include only federally tax-exempt municipal bonds as reported to Fidelity Index's "20-Year Municipal Go AA Index" as of December 31, 2019. In describing this index, Fidelity notes that the municipal curves are constructed using option-adjusted analytics of a diverse population of over 10,000 tax exempt securities.

LIBERTYVILLE TOWNSHIP, ILLINOIS

Notes to the Basic Financial Statements

Year Ended February 29, 2020

NOTE 3 – ILLINOIS MUNICIPAL RETIREMENT (CONTINUED)

SINGLE DISCOUNT RATE

A Single Discount Rate of 7.25% was used to measure the total pension liability. The projection of cash flow used to determine this Single Discount Rate assumed that the plan members' contributions will be made at the current contribution rate, and that employer contributions will be made at rates equal to the difference between actuarially determined contribution rates and the member rate. The Single Discount Rate reflects:

1. The long-term expected rate of return on pension plan investments (during the period in which the fiduciary net position is projected to be sufficient to pay benefits), and
2. The tax-exempt municipal bond rate based on an index of 20-year general obligation bonds with an average AA credit rating (which is published by the Federal Reserve) as of the measurement date (to the extent that the contributions for use with the long-term expected rate of return are not met).

For the purpose of the most recent valuation, the expected rate of return on plan investments is 7.25%, the municipal bond rate is 2.75%, and the resulting single discount rate is 7.25%.

SENSITIVITY OF THE NET PENSION LIABILITY TO CHANGES IN THE DISCOUNT RATE

The following presents the plan's net pension liability, calculated using a Single Discount Rate of 7.25%, as well as what the plan's net pension liability would be if it were calculated using a Single Discount Rate that is 1% lower or 1% higher:

LIBERTYVILLE TOWNSHIP, ILLINOIS

Notes to the Basic Financial Statements

Year Ended February 29, 2020

NOTE 3 – ILLINOIS MUNICIPAL RETIREMENT (CONTINUED)

Schedule of Changes in Net Pension Liability and Related Ratios - Current Period

Calendar Year Ended December 31, 2019

A. Total pension liability	
1. Service Cost	\$ 97,897
2. Interest on the Total Pension Liability	460,463
3. Changes of benefit terms	-
4. Difference between expected and actual experience of the Total Pension Liability	169,373
5. Changes of assumptions	-
6. Benefit payments, including refunds of employee contributions	(416,764)
7. Net change in total pension liability	310,969
8. Total pension liability – beginning	6,510,643
9. Total pension liability – ending	<u>\$ 6,821,612</u>
B. Plan fiduciary net position	
1. Contributions – employer	\$ 69,555
2. Contributions – employee	40,438
3. Net investment income	1,103,827
4. Benefit payments, including refunds of employee contributions	(416,764)
5. Other (Net Transfer)	134,949
6. Net change in plan fiduciary net position	932,005
7. Plan fiduciary net position – beginning	5,798,019
8. Plan fiduciary net position – ending	<u>\$ 6,730,024</u>
C. Net pension liability/(asset)	<u>\$ 91,588</u>
D. Plan fiduciary net position as a percentage of the total pension liability	98.66%
E. Covered Valuation payroll	\$ 898,633
F. Net pension liability as a percentage of covered valuation payroll	10.19%

Sensitivity of Net Pension Liability/(Asset) to the Single discount rate Assumption

	1% Decrease 6.25%	Current Single Discount Rate Assumption 7.25%	1% Increase 8.25%
Total Pension Liability	<u>\$ 7,535,282</u>	<u>\$ 6,821,612</u>	<u>\$ 6,229,530</u>
Plan Fiduciary Net Position	<u>6,730,024</u>	<u>6,730,024</u>	<u>6,730,024</u>
Net Pension Liability/(Asset)	<u>\$ 805,258</u>	<u>\$ 91,588</u>	<u>\$ (500,494)</u>

LIBERTYVILLE TOWNSHIP, ILLINOIS

Notes to the Basic Financial Statements

Year Ended February 29, 2020

NOTE 3 – ILLINOIS MUNICIPAL RETIREMENT (CONTINUED)

Pension Expense, Deferred Outflows of Resources, and Deferred Inflows of Resources Related to Pensions

For the year ended February 29, 2020, the Township recognized pension expense of \$18,742. At February 29, 2020, the Township reported deferred outflows or resources and deferred inflows of resources related to pensions from the following sources:

Deferred Amounts Related to Pensions	Deferred Outflows of Resources	Deferred Inflows of Resources
<i>Deferred Amounts to be Recognized in Pension Expense in Future Periods</i>		
Differences between expected and actual	\$ 113,530	\$ -
Changes of assumptions	25,888	-
Net difference between projected and actual earnings on pension plan investments	494,748	783,343
Total Deferred Amounts to be recognized in pension expense in future periods	634,166	783,343
<i>Pension Contributions made subsequent to the Measurement Date</i>	29,780	-
Total Deferred Amounts Related to Pensions	\$ 604,386	\$ 783,343

Amounts reported as deferred outflows of resources and deferred inflows of resources related to pensions will be recognized in pension expense in future periods as follows:

Year Ending December 31	Net Deferred Outflows of Resources
2019	\$ 46,637
2020	(83,074)
2021	25,199
2022	(137,939)
2023	-
Thereafter	-
Total	\$ (149,177)

LIBERTYVILLE TOWNSHIP, ILLINOIS

Notes to the Basic Financial Statements

Year Ended February 29, 2020

NOTE 3 – ILLINOIS MUNICIPAL RETIREMENT (CONTINUED)

Summary of Actuarial Methods and Assumptions Used in the Calculation of the 2019 Contribution Rate *

Valuation Date:

December 31, 2019

Notes

Actuarially determined contribution rates are calculated as of December 31 each year, which are 12 months prior contributions are reported.

Methods and Assumptions Used to Determine 2019 Contribution Rates:

Actuarial Cost Method	Aggregate Entry Age Normal
Amortization Method	Level Percentage of Payroll, Closed
Remaining Amortization Period	Non-Taxing bodies: 10-year rolling period. Taxing bodies (Regular, SLEP and ECO groups): 24-year closed period Early Retirement Incentive Plan liabilities: a period up to 10 years selected by the employer upon adoption of ERI. SLEP supplemental liabilities attributable to Public Act 94-712 were financed over 19 years for most employers (two employers were financed over 29 years).
Asset Valuation Method	5-Year smoothed market; 20% corridor
Wage growth	3.25%
Price Inflation	2.50%
Salary Increases	3.35% to 14.25% including inflation
Investment Rate of Return	7.50%
Retirement Age	Experience-based table of rates that are specific to the type of eligibility condition. Last updated for the 2017 valuation pursuant to an experience study of the period 2014-2016.
Mortality	For non-disabled retirees, an IMRF specific mortality table was used with fully generational projection scale MP-2017 (base year 2015). The IMRF specific rates were developed from the RP-2014 Blue Collar Health Annuitant Mortality Table with adjustments to match current IMRF experience. For disabled retirees, an IMRF specific mortality table was used with fully generational projection scale MP-2017 (based on 2015). The IMRF specific rates were developed from the RP-2014 Disabled Retirees Mortality Table applying the same adjustment that were applied for non-disabled lives. For active members, an IMRF specific mortality table was used with fully generational projection scale MP-2017 (base year 2015). The IMRF specific rates were developed from the RP-2014 Employee Mortality Table with adjustments to match current IMRF experience.

Other Information:

Notes

There were no benefit changes during the year

* Based on Valuation Assumptions used in the December 31, 2017 actuarial valuation

LIBERTYVILLE TOWNSHIP, ILLINOIS

Notes to the Basic Financial Statements

Year Ended February 29, 2020

NOTE 3 – ILLINOIS MUNICIPAL RETIREMENT (CONCLUDED)

SUMMARY OF ACTUARIAL METHODS AND ASSUMPTIONS USED IN THE CALCULATION OF THE TOTAL PENSION LIABILITY

Methods and Assumptions Used to Determine Total Pension Liability:

Actuarial Cost Method	Entry Age Normal
Asset Valuation Method	Market Value of Assets
Price Inflation	2.50%
Salary Increases	3.35% to 14.25%
Investment Rate of Return	7.25%
Retirement Age	Experience-based table of rates that are specific to the type of eligibility condition. Last updated for the 2017 valuation pursuant to an experience study of the period 2014-2016.
Mortality	For non-disabled retirees, an IMRF specific mortality table was used with fully generational projection scale MP-2017 (base year 2015). The IMRF specific rates were developed from the RP-2014 Blue Collar Health Annuitant Mortality Table with adjustments to match current IMRF experience. For disabled retirees, an IMRF specific mortality table was used with fully generational projection scale MP-2017 (base year 2015). The IMRF specific rates were developed from the RP-2014 Disabled Retirees Mortality Table applying the same adjustments that were applied for non-disabled lives. For active members, an IMRF specific mortality table was used with fully generational projection scale MP-2017 (base year 2015). The IMRF specific rates were developed from the RP-2014 Employee Mortality Table with adjustments to match current IMRF experience.

Other Information:

Notes There were no benefit changes during the year.

A detailed description of the actuarial assumptions and methods can be found in the December 31, 2019 Illinois Municipal Retirement Fund annual actuarial valuation report.

LIBERTYVILLE TOWNSHIP, ILLINOIS

Notes to the Basic Financial Statements

Year Ended February 29, 2020

NOTE 4 – CHANGES IN FIXED ASSETS

Fixed Assets	Balance			Balance February 28, 2020
	March 1, 2019	Increases	Decreases	
Land	\$ 26,039,057	\$ -	\$ -	\$ 26,039,057
Construction in progress	288,318	221,952	-	510,270
Buildings	2,422,547	-	-	2,422,547
Land improvements	5,876,018	-	-	5,876,018
Furniture and equipment	206,058	-	-	206,058
Equipment and vehicles	1,043,486	36,123	-	1,079,609
Improvements	193,367	763,176	-	956,543
Infrastructure	2,360,454	-	-	2,360,454
Total Fixed Assets	38,429,305	1,021,251	-	39,450,556
Less: Accumulated				
Depreciation	6,952,580	373,652	-	7,326,232
Fixed Assets (Net)	\$ 31,476,725	\$ 647,599	\$ -	\$ 32,124,324

Depreciation by Governmental Activity

General Government	\$ 292,652
Highways and streets	81,000
Total Governmental Activities	\$ 373,652

NOTE 5 – RISK MANAGEMENT

Significant losses are covered by commercial insurance for all major programs. For insured programs, there have been no significant reductions in insurance coverage. Settlement amounts have not exceeded insurance coverage for the current year or the three prior years.

NOTE 6 – FUND BALANCES

As of these financial statements, the Township has adopted GASB Statement No. 54, which redefined how fund balances of the governmental funds are presented in the financial statements. Fund balances are classified as follows:

Nonspendable –

Amounts that cannot be spent either because they are not in a spendable form or because they are legally or contractually required to be maintained intact.

Restricted –

Amounts that can be spent only for specific purposes because of the Township Charter, Township Code, state or federal laws, or externally imposed conditions by grantors or creditors.

LIBERTYVILLE TOWNSHIP, ILLINOIS

Notes to the Basic Financial Statements

Year Ended February 29, 2020

NOTE 6 – FUND BALANCES (CONCLUDED)

Committed –

Amounts that can be used only for specific purposes determined by a formal action by Township Board ordinance or resolution. This includes the budget reserve account.

Assigned –

Amounts that are designated by the Township manager for a specific purpose but are not spendable until a budget ordinance is passed by Township Board.

Unassigned –

All amounts not included in other spendable classifications.

The details of the fund balances are included in the Governmental Funds Balance Sheet. As discussed in Note 1, restricted funds are used first as appropriate. Assigned Funds are reduced to the extent that expenditure authority has been budgeted or the Assignment has been changed by the Township management. Decreases to fund balance first reduce Unassigned Fund balance; in the event that Unassigned Fund Balance becomes zero, then Assigned and Committed Fund Balances are used in that order.

NOTE 7 – DEFERRED OUTFLOWS/INFLOWS OF RESOURCES

The Township has adopted GASB Statement No. 65, which redefined how certain financial statement elements are presented in the statement of financial position. The elements are classified as follows:

In addition to assets, the statement of financial position will sometimes report a separate section for deferred outflows of resources. This separate financial statement element, deferred outflows of resources, represents a consumption of net position or fund balance that applies to a future period(s) and thus, will not be recognized as an outflow of resources (expense/expenditure) until then. The Township has no items in this category.

In addition to liabilities, the statement of financial position will sometimes report a separate section for deferred inflows of resources. This separate financial statement element, deferred inflows of resources, represents an acquisition of net position or fund balance that applies to a future period(s) and so will not be recognized as an inflow of resources (revenue) until that time. The Township has only one type of item, which arises only under a modified accrual basis of accounting that qualifies for reporting in this category. Accordingly, the item, unavailable revenue, is reported only in the governmental funds balance sheet. Deferred inflows of resources (\$2,937,721) reported in the governmental funds for unavailable revenues are from property taxes to be received in the following year.

LIBERTYVILLE TOWNSHIP, ILLINOIS

Notes to the Basic Financial Statements

Year Ended February 29, 2020

NOTE 8 – SUBSEQUENT EVENTS

Subsequent events are events or transactions that occur after the balance sheet date but before the financial statements are issued or available to be issued. There are two types of subsequent events: recognized (events that relate to conditions present at the balance sheet date) and non-recognized (events or conditions that did not exist at the balance sheet date but arose after that date).

There have been no other recognized or non-recognized subsequent events that have occurred between the fiscal year end and the date of this audit report requiring disclosure in the financial statements.

NOTE 9 – CONTINGENCIES

The Organization is not aware of any pending litigation or potential non-disclosed liabilities that management believes would have a material adverse effect on the financial statements.

REQUIRED SUPPLEMENTARY INFORMATION

LIBERTYVILLE TOWNSHIP, ILLINOIS

General Fund - Schedule of Revenues, Expenditures and Change in Fund Balance

- Budget and Actual

Year Ending February 29, 2020

	Original Budget	Final Budget	Modified Accrual Basis
Revenues			
Property taxes	\$ 1,723,510	\$ 1,723,510	\$ 1,742,757
Replacement taxes	25,000	25,000	84,243
Administrative fees	200	200	-
TIF surplus	22,000	22,000	-
Interest income	200	200	1,497
Other income	6,815	6,815	2,699
Total Revenues	<u>1,777,725</u>	<u>1,777,725</u>	<u>1,831,196</u>
Administration Supervisor Division			
Salary - supervisor	86,518	86,518	85,838
Salary - supervisor employees	323,000	323,000	301,916
Salary - road district treasurer	500	500	-
Salary - highway commissioner	86,518	86,518	86,548
Salary - assessor	95,089	95,089	91,644
Salary - clerk	25,615	25,615	25,589
Salary - trustees	16,800	16,800	18,200
Salary - seasonal employees	25,000	25,000	19,563
Health insurance - supervisor dept.	130,000	130,000	104,751
Health insurance - elected officials	90,000	90,000	95,048
Administrative - audit town	12,000	12,000	12,000
Administrative - audit assessor dept.	1,350	1,350	1,350
Community services support	100,000	101,675	101,671
Dues - subscriptions	3,500	3,800	3,604
Professional services	120,000	120,000	119,686
Transportation	6,500	6,500	1,122
Stormwater management (SMC)	24,000	24,000	19,123
Postage	3,100	3,100	2,435
Printing	3,500	3,500	1,412
Publishing - public notice	1,500	1,500	620
Services - building maintenance	12,000	13,800	13,947
Services - data	35,000	43,300	47,885
Services - mosquito abatement	36,000	36,000	26,795

LIBERTYVILLE TOWNSHIP, ILLINOIS

General Fund - Schedule of Revenues, Expenditures and Change in Fund Balance
- Budget and Actual

Year Ending February 29, 2020

Administration Supervisor (Continued)	Original Budget	Final Budget	Modified Accrual Basis
Services - legal	\$ 20,000	\$ 20,000	\$ 3,811
Telephone	20,000	20,000	12,998
Travel - training	3,750	3,750	1,881
Utilities	20,000	20,000	15,656
Website/education/media	5,000	5,550	5,543
Leased office equipment	11,000	11,000	9,474
Supplies - office	10,000	10,000	5,376
Supplies - building	7,800	7,800	5,702
Supplies - equipment	2,500	3,900	4,131
Supplies - grounds	4,000	4,000	3,072
Supplies - vehicles	10,000	10,000	9,904
Supplies - uniform	5,000	5,000	3,711
Rental - equipment	4,500	4,500	910
Capital outlay - township grounds	50,000	5,975	1,160
Purchases - maintenance equipment	10,000	10,000	1,652
Purchases - data equipment	15,000	15,000	6,495
Contingencies/town or G.A. medical	25,000	25,000	-
Miscellaneous expense	2,000	2,000	2,202
Perm. trans general assistance fund	110,000	110,000	95,000
Perm. trans to IMRF fund	70,000	70,000	63,000
Perm. trans to social security	30,000	30,000	15,000
Perm. trans to insurance	5,000	5,000	3,000
Perm. trans to capital projects fund	5,000	35,000	30,000
Total Supervisor Division	<u>1,683,040</u>	<u>1,683,040</u>	<u>1,480,425</u>
Assessor's Division			
Salaries	240,000	240,000	157,633
Health insurance	140,000	140,000	102,557
Training - association fees	6,400	6,400	2,818
Computer programs - consulting	18,000	18,000	17,244
Dues - subscriptions	2,500	2,500	1,475
Professional services	7,000	7,000	-
Postage	200	200	-

LIBERTYVILLE TOWNSHIP, ILLINOIS

General Fund - Schedule of Revenues, Expenditures and Change in Fund Balance

- Budget and Actual

Year Ended February 29, 2020

	Original Budget	Final Budget	Modified Accrual Basis
Administration			
Assessor (Concluded)			
Printing - publishing	\$ 1,000	\$ 1,000	\$ -
Services - equipment	4,500	4,500	282
Services - legal	10,000	10,000	540
Services - terminal	14,000	14,000	8,250
Telephone	2,400	2,400	66
Travel - assessor, deputies	2,400	2,400	597
Vehicle leases	3,400	3,400	3,068
Supplies - office	5,000	5,000	2,551
Supplies - vehicle	700	700	164
Capital outlay - equipment	6,000	6,000	1,559
Contingencies	1,000	1,000	-
Miscellaneous expense	1,000	1,000	100
Total Assessor Division	<u>465,500</u>	<u>465,500</u>	<u>298,904</u>
Total Town Fund Expenditures	<u>2,148,540</u>	<u>2,148,540</u>	<u>1,779,329</u>
Net Change in Fund Balance	<u>\$ (370,815)</u>	<u>\$ (370,815)</u>	<u>\$ 51,867</u>

LIBERTYVILLE TOWNSHIP, ILLINOIS

Road & Bridge Fund - Schedule of Revenues, Expenditures and Change in Fund Balance

- Budget and Actual

Year Ending February 29, 2020

	Original Budget	Final Budget	Modified Accrual Basis
Revenues			
Property taxes	\$ 967,369	\$ 967,369	\$ 982,397
Replacement tax	10,000	10,000	65,508
Intergovernmental agreements	10,000	10,000	48,641
TIF income	1,500	1,500	10,852
Federal grants	69,305	69,305	118,939
Interest income	200	200	1,819
Other income	3,500	3,500	7,237
Sale/surplus equipment	1	1	-
Permanent transfer from other funds	200,000	200,000	-
Total Revenues	1,261,875	1,261,875	1,235,393
Road & Bridge Fund Expenditures			
Salaries	178,000	164,335	73,723
Health insurance - road district	25,000	25,000	10,731
Training/professional development	1,500	1,500	1,360
Administrative - audit	3,000	3,000	-
Dues - subscriptions	750	750	355
Julie/USIC	1,000	1,000	425
Services - engineering	250,000	260,300	278,907
Services - equipment	20,000	20,000	1,071
Services - legal	8,000	8,000	353
Services - road	746,000	746,000	623,419
Services - sheriff traffic enforcement	10,000	10,000	4,757
Services - technology support	1,000	1,000	651
Telephone	6,500	6,500	3,911
Utilities	16,000	16,000	12,218
Supplies - office	1,500	1,500	-
Supplies - building	1,000	3,035	3,170
Supplies - equipment	1,000	1,410	1,408
Operating expense	1,000	1,170	167
Supplies - snow management	10,000	10,000	-
Supplies - vehicles/repairs	25,000	25,000	30,312
Uniforms	1,000	1,000	588
Purchases - vehicles	1	1	-

LIBERTYVILLE TOWNSHIP, ILLINOIS

Road & Bridge Fund - Schedule of Revenues, Expenditures and Change in Fund Balance
- Budget and Actual

Year Ending February 29, 2020

	<u>Original Budget</u>	<u>Final Budget</u>	<u>Modified Accrual Basis</u>
Road & Bridge Fund Expenditures (Concluded)			
Capital outlay - bldg. & equipment	\$ 15,000	\$ 15,000	\$ 1,020
Miscellaneous expense	1,000	1,750	34
Municipal replacement tax	50,000	50,000	28,827
Perm. trans. to social security	20,000	20,000	-
Perm. trans. to IMRF	20,000	20,000	-
Perm. trans. to road insurance	35,000	35,000	-
Total Road & Bridge Fund Expenditures	<u>1,448,251</u>	<u>1,448,251</u>	<u>1,077,407</u>
Net Change in Fund Balance	<u>\$ (186,376)</u>	<u>\$ (186,376)</u>	<u>\$ 157,986</u>

LIBERTYVILLE TOWNSHIP, ILLINOIS

General Assistance Fund - Schedule of Revenues, Expenditures and Change in Fund Balance
- Budget and Actual

Year Ending February 29, 2020

	Original Budget	Final Budget	Modified Accrual Basis
Revenues			
Property taxes	\$ 49,676	\$ 49,676	\$ 49,041
Replacement tax	-	-	19,200
G.A. reimbursements	1	1	-
Interest income	30	30	-
Perm. Trans from Town Fund	110,000	110,000	95,000
Total Revenues	<u>159,707</u>	<u>159,707</u>	<u>163,241</u>
General Assistance Fund Expenditures			
Salaries - G.A. employees	95,000	95,000	82,057
Health insurance - G.A.	35,000	35,000	33,470
Administrative - audit	1,350	1,350	1,350
Catastrophic insurance	3,500	3,500	2,650
Travel - training	500	500	501
Miscellaneous expense	500	500	471
Visual G.A. software	1	1	23,106
Home relief	55,000	55,000	-
Total General Assistance Fund Expenditures	<u>190,851</u>	<u>190,851</u>	<u>143,605</u>
Net Change in Fund Balance	<u>\$ (31,144)</u>	<u>\$ (31,144)</u>	<u>\$ 19,636</u>

LIBERTYVILLE TOWNSHIP, ILLINOIS

Open Space Fund - Schedule of Revenues, Expenditures and Change
in Fund Balance - Budget and Actual
Year Ended February 29, 2020

	Original Budget	Final Budget	Modified Accrual Basis
Revenues			
Farm rental	\$ 30,000	\$ 30,000	\$ 61,723
Soccer complex repayment	10	10	-
Grants	6,000	6,000	120,000
Interest income	700	700	4,026
Other income	5,000	5,000	8,169
Total Revenues	<u>41,710</u>	<u>41,710</u>	<u>193,918</u>
Open Space Fund Expenditures			
Land management	200,000	200,000	61,876
Casey road land management	200,000	197,225	279,329
Publications - open space information	2,500	2,500	-
Publications - public notices	300	300	-
Volunteer support	1,500	1,500	258
Supplies - equipment	4,000	6,775	8,405
Supplies - herbicide	7,500	7,500	4,100
Supplies - landscape	15,500	15,500	647
Supplies - signage	7,000	7,000	-
Supplies - trails	26,500	26,500	6,777
Purchases - equipment	85,000	85,000	36,383
Purchases - office equipment	500	500	-
Contingencies	9,000	9,000	-
Miscellaneous expense	5,000	5,000	498
Tax payments - drainage	3,000	3,000	-
Tax payments - real estate	15,000	15,000	1,076
Total Open Space Fund Expenditures	<u>582,300</u>	<u>582,300</u>	<u>399,349</u>
Net Change in Fund Balance	<u>\$ (540,590)</u>	<u>\$ (540,590)</u>	<u>\$ (205,431)</u>

LIBERTYVILLE TOWNSHIP, ILLINOIS

*Capital Projects Fund - Schedule of Revenues, Expenditures and Change in Fund Balance
- Budget and Actual*

Year Ended February 29, 2020

	Original Budget	Final Budget	Modified Accrual Basis
Revenues			
Interest income	\$ -	\$ -	\$ 299
Perm. trans. From Town Fund	5,000	35,000	30,000
Total Revenues	<u>5,000</u>	<u>35,000</u>	<u>30,299</u>
Capital Projects Expenditures			
Miscellaneous expense	10	10	-
Total Capital Projects Expenditures	<u>10</u>	<u>10</u>	<u>-</u>
Net Change in Fund Balance	<u>\$ 4,990</u>	<u>\$ 34,990</u>	<u>\$ 30,299</u>

LIBERTYVILLE TOWNSHIP, ILLINOIS
Multi-year Schedule of Changes in Net Pension Liability and Related Ratios

Last 10 Calendar Years

(schedule to be built prospectively from 2015)

Calendar Year Ending	2019	2018	2017	2016	2015	2014	2013	2012	2011	2010
Total Pension Liability										
Service Cost	\$ 97,897	\$ 106,550	\$ 109,736	\$ 108,197	\$ 101,112					
Interest on the Total Pension Liability	460,463	443,842	443,618	427,335	406,947					
Benefit Changes	-	-	-	-	-					
Difference between Expected and Actual Experience	169,373	140,702	20,471	5,942	66,431					
Assumption Changes	-	145,218	(211,303)	(12,597)	6,106					
Benefit Payments and Refunds	(416,764)	(380,585)	(335,285)	(320,271)	(288,332)					
Net Change in Total Pension Liability	310,969	455,727	27,237	208,606	292,264					
Total Pension Liability - Beginning	6,510,643	6,054,916	6,027,679	5,819,073	5,526,809					
Total Pension Liability - Ending (a)	\$ 6,821,612	\$ 6,510,643	\$ 6,054,916	\$ 6,027,679	\$ 5,819,073					
Plan Fiduciary Net Position										
Employer Contributions	69,555	101,206	109,342	115,732	111,920					
Employee Contributions	40,438	42,763	45,266	43,508	42,252					
Pension Plan Net Investment Income	1,103,827	(353,027)	978,994	359,441	25,761					
Benefit Payments and Refunds	(416,764)	(380,585)	(335,285)	(320,271)	(288,332)					
Other	134,949	201,013	(71,495)	65,854	84,723					
Net Change in Plan Fiduciary Net Position	932,005	(388,630)	726,822	264,264	(23,676)					
Plan Fiduciary Net Position - Beginning	5,798,019	6,186,649	5,459,827	5,195,563	5,219,239					
Plan Fiduciary Net Position - Ending (b)	\$ 6,730,024	\$ 5,798,019	\$ 6,186,649	\$ 5,459,827	\$ 5,195,563					
Net Pension Liability/(Asset) - Ending (a) - (b)	91,588	712,624	(131,733)	567,852	623,510					
Plan Fiduciary Net Position as a Percentage of Total Pension Liability	98.66%	89.05%	102.18%	90.58%	89.29%					
Covered Valuation Payroll	\$ 898,633	\$ 950,295	\$ 1,005,903	\$ 966,846	\$ 938,934					
Net Pension Liability as a Percentage of Covered Valuation Payroll	10.19%	74.99%	(13.10%)	58.73%	66.41%					

LIBERTYVILLE TOWNSHIP, ILLINOIS
Multi-year Schedule of Pension Contributions
Last 10 Calendar Years

Calendar Year Ending December 31,	Actuarially Determined Contribution	Actual Contribution	Contribution Deficiency (Excess)	Covered Valuation Payroll	Actual Contribution as a % of Covered Valuation Payroll
2015	\$ 111,921	\$ 111,920	\$ 1	\$ 938,934	11.92%
2016	\$ 115,731	\$ 115,732	\$ (1)	\$ 966,846	11.97%
2017	\$ 109,342	\$ 109,342	\$ -	\$ 1,005,903	10.87%
2018	\$ 101,206	\$ 101,206	\$ -	\$ 950,295	10.65%
2019	\$ 69,554 *	\$ 69,555	\$ (1)	\$ 898,633	7.74%

* Estimated based on a contribution rate of 7.74% and covered valuation payroll of \$898,633.

NOTES TO REQUIRED
SUPPLEMENTARY INFORMATION

LIBERTYVILLE TOWNSHIP, ILLINOIS

Notes to Required Supplementary Information

Year Ended February 29, 2020

NOTE 1 - BUDGETARY INFORMATION

The accounting policies of Libertyville Township include the preparation of financial statements on the modified accrual basis of accounting. The Township also prepares its budget on the modified accrual basis of accounting.

Under the modified accrual basis of accounting, revenue is recognized as soon as it is both measurable and available. Revenue is considered to be available if it is collected within the current period or soon enough thereafter to pay liabilities of the current period. General capital assets acquisitions are reported as expenditures in the governmental funds. Proceeds from general long-term debt and acquisitions under capital leases are reported as other financing sources. Expenditures generally are recorded when a liability is incurred, as under accrual accounting. However, expenditures relating to compensated absences, debt service expenditures, and claims and judgments are recognized only when payment is due.

Budgets are adopted at the function level in the Town Fund and total Town Fund expenditures disbursed may not legally exceed the budgeted amount. Appropriations lapse at year end unless specifically carried over. There were no carryovers to the following year.

The Township procedures in establishing the budgetary data reflected in the Town Fund Financial Statements are presented below:

1. Prior to June 15th the Township Board receives a proposed operating budget (appropriation ordinance) for the fiscal year commencing on proceeding April 1st. The operating budget includes proposed expenditures and the means of financing them.
2. A public hearing is conducted at a public meeting to obtain taxpayers comments.
3. The budget is legally enacted through passage of an ordinance prior to May 31st.
4. The Township Supervisor, in conjunction with the Township Board, is authorized to expend the unexpended balance of any item or items of any general appropriation in making up any deficiency in any item or items of the same general appropriation.
5. The original budget was not amended during the fiscal year.
6. Formal budgetary integration is not employed as a management control device during the year for any fund.

LIBERTYVILLE TOWNSHIP, ILLINOIS

Notes to Required Supplementary Information

Year Ended February 29, 2020

NOTE 1 - BUDGETARY INFORMATION (CONCLUDED)

7. Budgetary comparisons presented in the accompanying financial statements are prepared on the modified cash basis of accounting, which is comprehensive basis of accounting other than generally accepted accounting principles. All funds utilize the same basis of accounting for both budgetary purposes and actual results.
8. Expenditures cannot legally exceed appropriations at the fund level.
9. All appropriations lapse at year-end.
10. The budgets for Town Fund and Road & Bridge Fund were adopted on May 23, 2019.
11. The Motor Fuel Tax Fund is not required to adopt a budget and therefore is not included in the Budget and Actual Schedules.

OTHER SUPPLEMENTARY INFORMATION

LIBERTYVILLE TOWNSHIP, ILLINOIS

Combining Balance Sheet - Non-Major Special Revenue Funds
February 29, 2020

Assets	Town Funds			Road and Bridge Funds			Total Non-Major Funds
	IMRF	Social Security	Insurance	IMRF	Social Security	Insurance	
Cash and cash equivalents	\$ 74,968	\$ 26,427	\$ 38,462	\$ -	\$ 4,835	\$ -	\$ 228,988
Property taxes receivable, current levy, net of 1% allowance for loss	24,667	24,667	24,667	1,003	1,003	1,003	-
Total Assets	\$ 99,635	\$ 51,094	\$ 63,129	\$ 1,003	\$ 5,838	\$ 1,003	\$ 228,988
Liabilities	\$ -	\$ -	\$ -	\$ 4,729	\$ -	\$ 24,881	\$ -
Total Liabilities	-	-	-	4,729	-	24,881	-
Deferred Inflows - Property Taxes	24,667	24,667	24,667	1,003	1,003	1,003	-
Total Liabilities & Deferred Inflows	24,667	24,667	24,667	5,732	1,003	25,884	-
Fund Balance	-	-	-	-	-	-	-
Nonspendable	-	-	-	-	-	-	-
Restricted	74,968	26,427	38,462	(4,729)	4,835	(24,881)	228,988
Committed	-	-	-	-	-	-	-
Assigned	-	-	-	-	-	-	-
Unassigned	-	-	-	-	-	-	-
Total Fund Balance	74,968	26,427	38,462	(4,729)	4,835	(24,881)	228,988
Total Liabilities, Deferred Inflows & Fund Balance	\$ 99,635	\$ 51,094	\$ 63,129	\$ 1,003	\$ 5,838	\$ 1,003	\$ 228,988
							\$ 450,690

The accompanying notes are an integral part of these financial statements.

LIBERTYVILLE TOWNSHIP, ILLINOIS

Combining Schedule of Revenues, Expenditures and

Changes in Fund Balance - Non-Major Special Revenue Funds

Year Ending February 29, 2020

	Town Funds			Road and Bridge Funds			Total Non-Major Funds
	IMRF	Social Security	Insurance	IMRF	Social Security	Insurance	
Revenue							
Property taxes	\$ 49,490	\$ 48,591	\$ 24,535	\$ 1,006	\$ 1,005	\$ 1,006	\$ -
Perm. Trans from Town Fund	63,000	15,000	3,000	-	-	-	-
Other Income	-	-	6,815	-	-	-	-
Total Revenue	112,490	63,591	34,350	1,006	1,005	1,006	-
Expenditures							
Administrative	-	-	28,952	-	-	17,690	-
Retirement contributions	62,247	63,562	-	7,085	6,759	-	-
Total Expenditures	62,247	63,562	28,952	7,085	6,759	17,690	-
Net Change in Fund Balance	50,243	29	5,398	(6,079)	(5,754)	(16,684)	-
Fund Balance							
Fund Balance, Beginning of Year	24,725	26,398	33,064	1,350	10,589	(8,197)	228,988
Total Fund Balance, End of Year	\$ 74,968	\$ 26,427	\$ 38,462	\$ (4,729)	\$ 4,835	\$ (24,881)	\$ 228,988
							\$ 344,070

LIBERTYVILLE TOWNSHIP, ILLINOIS

Town IMRF Fund - Schedule of Revenues, Expenditures and Change in Fund Balance

- Budget and Actual

Year Ended February 29, 2020

	<u>Original Budget</u>	<u>Final Budget</u>	<u>Modified Accrual Basis</u>
Revenues			
Property taxes	\$ 49,676	\$ 49,676	\$ 49,490
Replacement tax	100	100	-
Perm. Trans from Town Fund	70,000	70,000	63,000
Total Revenues	<u>119,776</u>	<u>119,776</u>	<u>112,490</u>
Town IMRF Fund Expenditures			
IMRF expense - supervisor dept.	63,000	63,000	38,614
IMRF expense - elected officials	28,000	28,000	2,746
IMRF expense - assessors dept.	35,000	35,000	16,111
IMRF expense - G.A. dept	10,000	10,000	4,776
Contingencies	2,000	2,000	-
Total Town IMRF Fund Expenditures	<u>138,000</u>	<u>138,000</u>	<u>62,247</u>
Net Change in Fund Balance	<u>\$ (18,224)</u>	<u>\$ (18,224)</u>	<u>\$ 50,243</u>

LIBERTYVILLE TOWNSHIP, ILLINOIS

Town Social Security Fund - Schedule of Revenues, Expenditures and Change in Fund Balance
 - Budget and Actual

Year Ended February 29, 2020

	Original Budget	Final Budget	Modified Accrual Basis
Revenues			
Property taxes	\$ 49,676	\$ 49,676	\$ 48,591
Perm. Trans from Town Fund	30,000	30,000	15,000
Total Revenues	<u>79,676</u>	<u>79,676</u>	<u>63,591</u>
Town Social Security Fund Expenditures			
FICA/medicare - supervisors dept.	50,000	50,000	39,874
FICA/medicare - elected officials	11,000	11,000	1,285
FICA/medicare - assessors dept.	20,000	20,000	18,159
FICA/medicare - G.A. dept.	10,000	10,000	4,244
Contingencies	2,000	2,000	-
Total Town Social Security Fund Expenditures	<u>93,000</u>	<u>93,000</u>	<u>63,562</u>
Net Change in Fund Balance	<u>\$ (13,324)</u>	<u>\$ (13,324)</u>	<u>\$ 29</u>

LIBERTYVILLE TOWNSHIP, ILLINOIS

Town Insurance Fund - Schedule of Revenues, Expenditures and Change in Fund Balance
 - Budget and Actual

Year Ended February 29, 2020

	Original Budget	Final Budget	Modified Accrual Basis
Revenues			
Property taxes	\$ 24,853	\$ 24,853	\$ 24,535
Personal property replacement tax	1	1	-
Other income	-	-	6,815
Perm. trans. from Town fund	5,000	5,000	3,000
Total Revenues	<u>29,854</u>	<u>29,854</u>	<u>34,350</u>
Town Insurance Fund Expenditures			
Administrative - audit	1,350	1,350	1,300
Insurance - general	35,000	35,000	27,226
Insurance - unemployment	3,000	3,000	426
Services - legal	1,000	1,000	-
Contingencies	1,000	1,000	-
Miscellaneous expense	1,000	1,000	-
Total Town Insurance Fund Expenditures	<u>42,350</u>	<u>42,350</u>	<u>28,952</u>
Net Change in Fund Balance	<u>\$ (12,496)</u>	<u>\$ (12,496)</u>	<u>\$ 5,398</u>

LIBERTYVILLE TOWNSHIP, ILLINOIS

Road IMRF Fund - Schedule of Revenues, Expenditures and Change in Fund Balance
 - Budget and Actual

Year Ended February 29, 2020

	<u>Original Budget</u>	<u>Final Budget</u>	<u>Modified Accrual Basis</u>
Revenues			
Property taxes	\$ 500	\$ 500	\$ 1,006
Interest income	1	1	-
Perm. Trans from Town Fund	20,000	20,000	-
Total Revenues	<u>20,501</u>	<u>20,501</u>	<u>1,006</u>
Road IMRF Fund Expenditures			
IMRF expense	14,000	14,000	7,085
Miscellaneous expense	500	500	-
Total Road IMRF Fund Expenditures	<u>14,500</u>	<u>14,500</u>	<u>7,085</u>
Net Change in Fund Balance	<u>\$ 6,001</u>	<u>\$ 6,001</u>	<u>\$ (6,079)</u>

LIBERTYVILLE TOWNSHIP, ILLINOIS

Road Social Security Fund - Schedule of Revenues, Expenditures and Change in Fund Balance
 - Budget and Actual

Year Ended February 29, 2020

	<u>Original Budget</u>	<u>Final Budget</u>	<u>Modified Accrual Basis</u>
Revenues			
Property taxes	\$ 500	\$ 500	\$ 1,005
Interest income	1	1	-
Perm. Trans from Town Fund	20,000	20,000	-
Total Revenues	<u>20,501</u>	<u>20,501</u>	<u>1,005</u>
Road Social Security Fund Expenditures			
FICA/medicare expense	15,000	15,000	6,759
Miscellaneous expense	500	500	-
Total Road Social Security Fund Expenditures	<u>15,500</u>	<u>15,500</u>	<u>6,759</u>
Net Change in Fund Balance	<u>\$ 5,001</u>	<u>\$ 5,001</u>	<u>\$ (5,754)</u>

LIBERTYVILLE TOWNSHIP, ILLINOIS

Road Insurance Fund - Schedule of Revenues, Expenditures and Change in Fund Balance

- Budget and Actual

Year Ended February 29, 2020

	Original Budget	Final Budget	Modified Accrual Basis
Revenues			
Property taxes	\$ 500	\$ 500	\$ 1,006
Perm. trans. from Town fund	30,000	30,000	-
Total Revenues	30,500	30,500	1,006
Road Insurance Fund Expenditures			
Insurance - general	25,000	25,000	17,690
Insurance - unemployment	2,000	2,000	-
Miscellaneous expense	500	500	-
Total Road Insurance Fund Expenditures	27,500	27,500	17,690
Net Change in Fund Balance	\$ 3,000	\$ 3,000	\$ (16,684)

LIBERTYVILLE TOWNSHIP, ILLINOIS

Road & Bridge Repairs Fund - Schedule of Revenues, Expenditures and Change in Fund Balance
 - Budget and Actual

Year Ended February 29, 2020

	Original Budget	Final Budget	Modified Accrual Basis
Revenues			
Interest income	\$ 10	\$ 10	\$ -
Total Revenues	<u>10</u>	<u>10</u>	<u>-</u>
Road Insurance Fund Expenditures			
Repairs	10	10	-
Bridge expense	20,000	20,000	-
Permanent transfer to other funds	200,000	200,000	-
Total Road Insurance Fund Expenditures	<u>220,010</u>	<u>220,010</u>	<u>-</u>
Net Change in Fund Balance	<u>\$ (220,000)</u>	<u>\$ (220,000)</u>	<u>\$ -</u>